



Thank you for purchasing "KOSO radar series tachometer", led night-back-lighted, multi-function in one. easy-wiring. clear-controlling and easy-using.

## Notice

1. The lcd meter is apply for **DC 12V**.
2. For installation, please follow the steps described in manual. Any damage caused by wrong installation shall be imputed to the users.
3. To avoid the short circuit, please don't pull the wire when installing. Don't break or modify the wire terminal.
4. Do not disassemble or change any parts excluding the manual description.
5. The interior examination or maintenance should be executed by our professionals.


## MARK MEANING:

**NOTE** You could get the installation details from the information behind the mark.

Some processes must be followed to avoid the affection caused by wrong installation.

**WARNING!** Some processes must be followed to avoid damages to yourself or the public.

**CAUTION!** Some processes must be followed to avoid the damage to the vehicle.



## 1-1 Accessory

<b>1</b> LCD meter X 1 	<b>2</b> Meter main wire set X 1 	<b>3</b> RPM wire set (Type A) X 1 	<b>4</b> RPM wire set (Type B) X 1 
<b>5</b> Temp sensor wire set X 1 	<b>6</b> PT 1/8 water temp sensor X 1 	<b>7</b> Connect terminal X 3 	<b>8</b> Meter bracket X 1 
<b>9</b> Handle bar bracket X 1 	<b>10</b> Rubber X 1 	<b>11</b> M6 X P1.0 screw X 1 	<b>12</b> M5 X P0.8 nut X 2 M6 X P1.0 nut X 1 
<b>13</b> M5 gasket X 2 M6 gasket X 1 	<b>14</b> Aluminum bush X 1 	<b>15</b> Manual 	

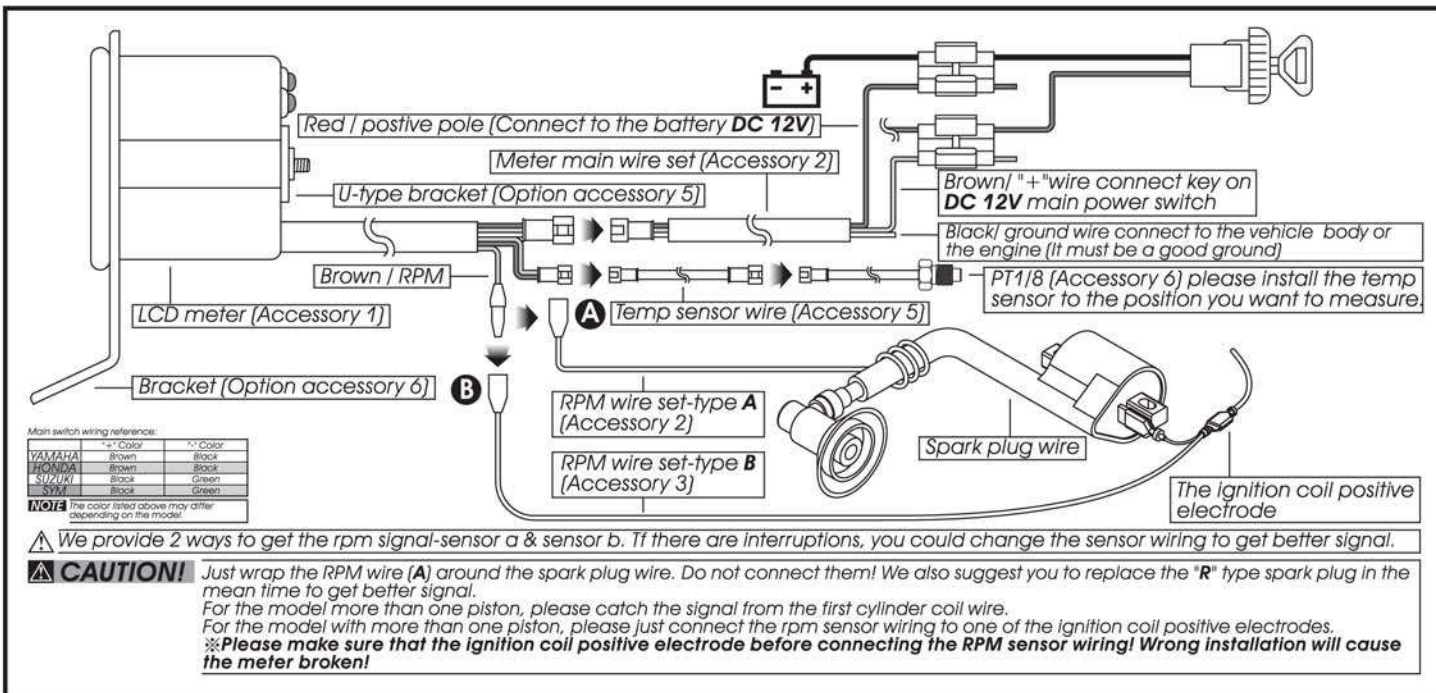
**NOTE** Please contact the local distributor if the items you open are not the same, with the above-listed one.

## 1-2 Option accessory

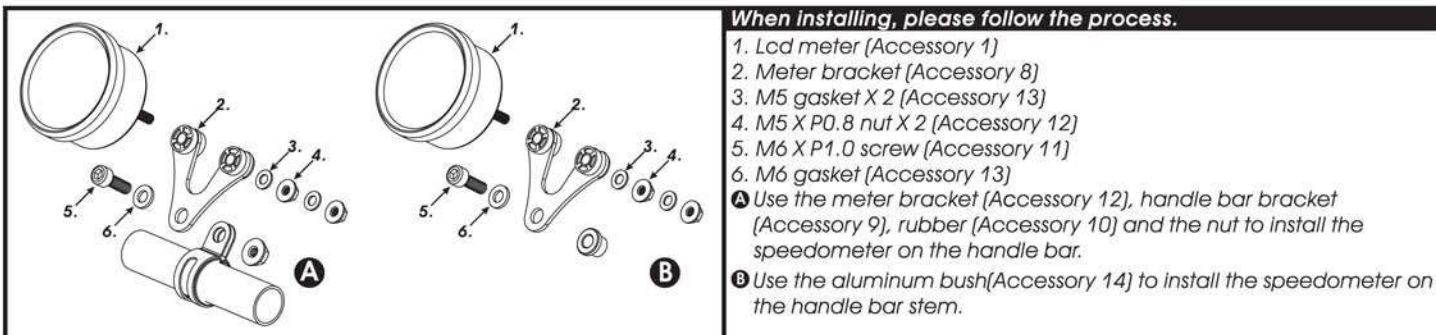
<b>1</b> Oil temp sensor adapter <p>M12 X P1.5 X 15L M14 X P1.25 X 15L M14 X P1.5 X 15L M16 X P1.5 X 15L M18 X P1.5 X 15L M20 X P1.0 X 15L M20 X P1.5 X 15L</p>	<b>2</b> Water temp sensor adapter <p>M14 M16.M18 M22.M26m/m</p>	<b>3</b> Cylinder head temp sensor <p>M10. M14m/m</p>	<b>4</b> Temp sensor <p>M10 X P1.0 M12 X P1.5 M14 X P1.25 M14 X P1.5 M16 X P1.5 / M18 X P1.5</p>
<b>5</b> U-type meter bracket 	<b>6</b> Mirror hole meter bracket 	<b>7</b> Universal adhesive bracket 	

**NOTE** Some of the option accessories may not sell. For the details, please contact the local distributor.

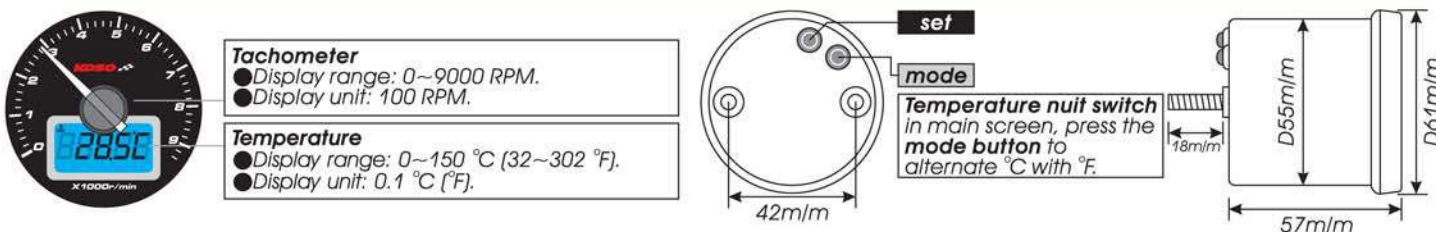
## 2-1 Wiring installation instructions



## 2-2 Installation instructions



## 3 Instruction of function



## 4 Strokes / pistons setting instruction

