

DRY BATTERY

DRY | CONVENTIONAL
REF BB12AL-A2

12v VOLTAGE - V

155A CCA - A

12.6Ah CAPACITY - Ah (20Hr)

12Ah CAPACITY - Ah (10Hr)

TECHNOLOGY

- Lead acid dry charged construction (absorbed acid)
- No acid in cells, must be filled with acid before use
- 6 & 12V batteries

FEATURES

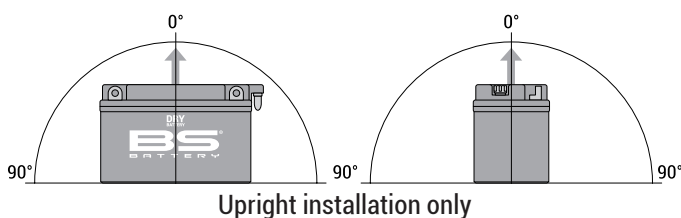
- Upright installation only
- Has to be checked periodically and refilled with water if necessary
- Internal gas emission through venting hole
- Handle with care to prevent acid spillage
- Regular life duration
- Does not need to be recharged while stocked

UPGRADE FOR

WEIGHT

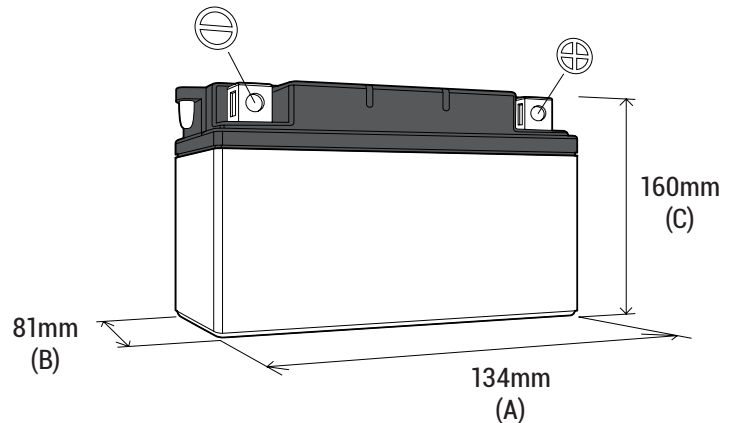
Battery (with acid) : Approx 4.06kg

MOUNTING ANGLE

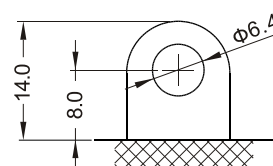


DIMENSIONS

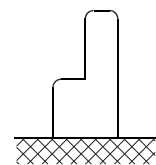
Length (A) :	134±2mm
Width (B) :	81±2mm
Container height :	160±2mm
Total height (C) :	160±2mm



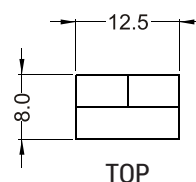
TERMINALS



FRONT



SIDE



TOP

mm